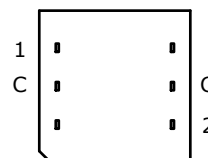
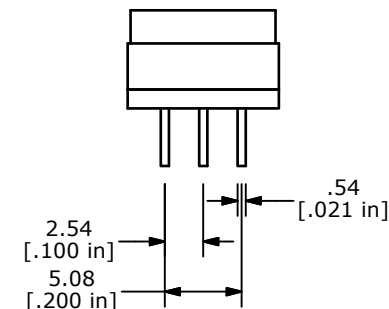
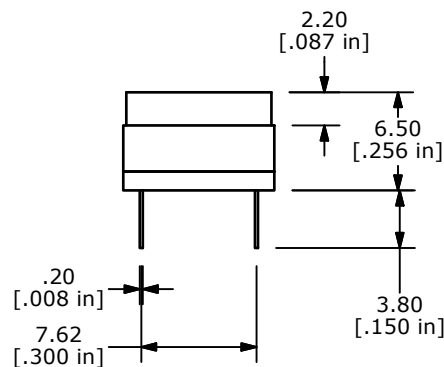
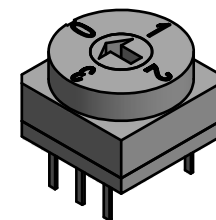
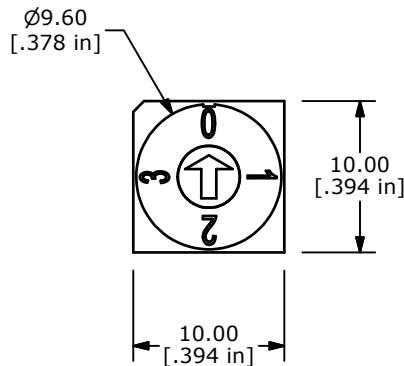


REAL CODE

|   |   |   |   |
|---|---|---|---|
|   | C | 1 | 2 |
| 0 | ● |   |   |
| 1 | ● | ● |   |
| 2 | ● |   | ● |
| 3 | ● | ● | ● |



NOTES:

1. ALL DIMENSIONS IN MM [INCH]
2. GENERAL TOLERANCE: X.X=± 0.4  
X.XX=± 0.25
3. TERMINAL NUMBERS FOR REFERENCE ONLY
4. OPERATING FORCE: 700gf/cm MAX.
- ▲ 5. CONTACT RATING: 150mA, 42V DC (SWITCHING)  
200mA 42V DC (NON-SWITCHING)
6. CONTACT RESISTANCE: 80mΩ MAX.
7. INSULATION RESISTANCE: 100MΩ MIN @ 250VDC
8. DIELECTRIC STRENGTH: 250VAC 1 MIN.
9. LIFE: 10,000 STEPS
10. OPERATING TEMPERATURE: -40°C TO 85°C
- ▲ 11. PACKAGING: 50 PCS TUBE
12. IP RATING: IP67
13. ▲ DENOTES CRITICAL PARAMETER
14. 2002/95/EC (ROHS) COMPLIANT



TITLE RDTAR04P1T

|     |        |             |         |    |
|-----|--------|-------------|---------|----|
| A   | 21218  | New Release | 8/27/13 | rc |
| REV | PCR NO | DESCRIPTION | DATE    | BY |

|       |           |    |         |     |
|-------|-----------|----|---------|-----|
| SCALE | DATE      | DR | DWG     | REV |
| 2:1   | 8/27/2013 | rc | U200027 | A   |

THE INFORMATION CONTAINED IN THIS DOCUMENT IS PROPRIETARY TO E-SWITCH AND IS NOT TO BE COPIED OR TRANSFERRED